




# AISLE-MASTER



Electric




- Dramatically Reduce Aisle Widths
- Achieve 50% More Storage Space
- Operate Inside AND Outdoors
- The One Lift Truck that Does All

## VERSATILITY




The uniquely designed AISLE-MASTER can do the work of both a conventional forklift and a reach truck, with the flexibility to work in **very narrow aisles**, plus **unload trucks** in the yard. **Container loading** is also possible.

## VISIBILITY



The **superior visibility** achieved in narrow aisle, **high reach** situations, ensures greater placement accuracy and **less product damage** compared to other lift trucks. The controls are ergonomically designed to **maximise driver comfort and performance**.

## MANOUEVERABILITY



The unbeatable **manoeuvrability** is achieved through AISLE-MASTER's **articulated design**, providing faster load cycle times and **reduced driver fatigue**. The efficiencies gained ultimately result in **increased profitability**.

## STABILITY

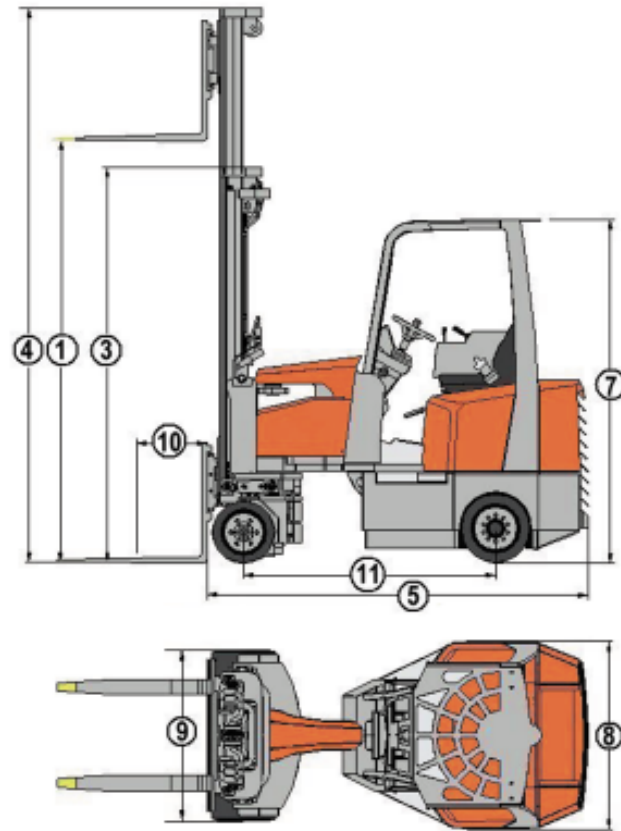


The AISLE-MASTER has been designed to maintain **optimum stability** when fully articulated, ensuring operator safety without compromising lift height. Double handling is also eliminated which further **increases productivity**.

## AISLE-MASTER - Specifications

MODEL		20SE		20WE	
Ref.	Description	Standard		Wide	
1	Lift height	4752 mm	187"	7052 mm	278"
2	Free Lift Height	1546 mm	61"	2481 mm	97.5"
3	Height Mast Closed	2390 mm	94"	3322 mm	132"
4	Height Mast Raised	5595 mm	220"	7893 mm	311"
5	Overall length	2585 mm	102"	2655 mm	104"
6	Ground Clearance	50 mm	2"	50 mm	2"
7	Overhead Guard Height	2270 mm	89.5"	2270 mm	89.5"
8	Chassis width - rear	1240 mm	49"	1400 mm	55"
9	Chassis width - front	1115 mm	44"	1115 mm	44"
10	Load Centre Distance	500 mm	20"	500 mm	20"
11	Wheel Base	1660 mm	65"	1660 mm	65"
12	Seat Height	1220 mm	48"	1220 mm	48"
13	Mast Tilt (Back/Forward)	3° / 1°		3° / 1°	
14	Lift speed (Laden/Unladen)	0.4/0.5 m/s	1.3/1.6 ft/s	0.4/0.5 m/s	1.3/1.6 ft/s
15	Capacity	2000 Kg		2000 Kg	
16	Ground Speed	11Km/h	6.9Mph	11Km/h	6.9Mph
17	Weight of truck (Unladen less battery)	5250 Kg	11570 Lbs	5300 Kg	11680 Lbs
18	Gradeability (Laden/Unladen)	8.5 / 11		8.5 / 11	
19	Wheels (Front Driven/Rear)	2off / 2off		2off / 2off	
20	Rear tyre size	457x150mm	18"x 6"	457x150mm	18"x 6"
21	Front tyre size	412x174mm	16.25"x 7"	412x174mm	16.25"x 7"
22	Battery voltage	48		48	
23	Battery capacity (ah)	775		950	
24	Battery weight (Inc. Tray)	1400 Kg	3086 Lbs	1490 Kg	3285 Lbs
25	Standard Colour	Grey / Orange		Grey / Orange	
26	Seat	Grammer		Grammer	

Optional Lift Heights and Forks available



increasing storage...  
...reducing costs

AISLE-MASTER has a policy of continuous product development and reserves the right to alter specifications without prior notice. Specifications and / or dimensions may vary from those illustrated in some countries.

September 2005

Distributor

AISLE-MASTER Ltd, Clontibret, County Monaghan, Ireland

T: ++353 47 80400 F: ++353 47 80402

T: 07725 642 472 (UK)

E: info@aisle-master.com

www.aisle-master.com